




MP013EP



Output Rating				
Voltage	Frequency		Standby	Prime
400 V	50 Hz	KVA	13.6	12.3
		KW	10.9	9.8

Rating Definitions

Ratings are in accordance with ISO 8528, ISO 3046, BS 5514.

Prime Rating

Applicable for supplying continuous electrical power (no limitation to annual hours of operation), at variable load, in lieu of utility power network; 10% overload is permitted for 1 hour in every 12 hours.

Standby Rating

Applicable for supplying continuous electrical power, at variable load, in the event of a utility power failure; no overload is permitted on standby ratings.

Standard Reference Conditions

Standard reference conditions 25°C (77°F) Air Inlet Temp, 100m (328 ft) A.S.L. 30% relative humidity.

General Data	
Engine Make	Perkins
Engine Model	403A-15G1
Alternator Make	Stamford
Alternator Model	SOLIP
Control Unit	DSE 7120
Engine Speed: RPM	1500
Fuel Tank Capacity (l)	65
Fuel Consumption Standby (l/hr)	4.1
Fuel Consumption Prime (l/hr)	3.7
Fuel Consumption 75% (l/hr)	2.8
Fuel Consumption 50% (l/hr)	2.1

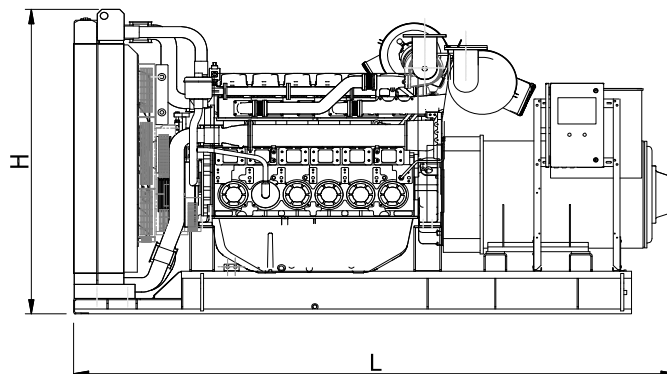
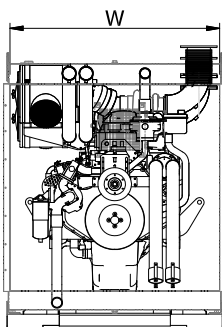
Optional Features and Customization

Optional Features and Customization include:


- Weather and sound proof enclosure
- Stand-alone control panel
- Synchronizing panel
- Load sharing
- Residential silencer
- CE certification
- LV Circuit Breaker

Dimensions and Weights

	Length (mm)	Width (mm)	Height (mm)	Weight (Kg)	
				Dry	Wet
Open Set	1200	758	1235	428	450
Canopied Set	1680	758	1235	458	475



• Dimensions and weights are for guidance only. Certified drawings are available upon request. Specifications may change without notice.



MP013EP

Engine Data

Engine Model		403A-15G1
No. of Cylinders		3
Alignment		Vertical in-line
Cycle		4 stroke
Bore	mm (in)	84 (3.3)
Stroke	mm (in)	90 (3.5)
Induction		Naturally Aspired
Cooling Method		Water
Governing Type		Mechanical
Governing Class		ISO 8528
Compression Ratio		22.5 : 1
Displacement	L (cu.in)	1.496 (91.3)
Moment of Inertia	kg m ²	2.17
Voltage	VDC	12
Ground		Negative
Battery Charger Amps		65
Engine Weight Dry	Kg (lb)	197 (434)
Engine Weight Wet	Kg (lb)	202 (445)

Engine Performance Data

Engine Speed	rpm	1500
Gross Engine Power Prime	kW (hp)	12.2 (16.4)
Gross Engine Power Standby	kW (hp)	13.5 (18.1)
BMEP Prime	kPa (psi)	652 (94.6)
BMEP Standby	kPa (psi)	722 (104.7)

Air System

Combustion Air Flow Prime	m ³ /min	1.1
Combustion Air Flow Standby	m ³ /min	1.1
Max. Combustion Air Intake Restri	kPa	6.4

Alternator Physical Data

No. of Bearings		1
Insulation Class		H
Winding Pitch		2/3
Winding Code		N.A.
Wires		12
Ingress Protection Rating		IP23
Excitation System		hunt
AVR Model		AS540
Radio Interference Suppression		EN61000-6

Fuel System

Recommended Fuel		Class A2 Diesel
Fuel Consumption Prime (110%)	l/hr	4.1
Fuel Consumption Prime (100%)	l/hr	3.7
Fuel Consumption Prime (75%)	l/hr	2.8
Fuel Consumption Prime (50%)	l/hr	2.1
Fuel Consumption Standby (110%)	l/hr	N.A.
Fuel Consumption Standby (100%)	l/hr	4.1
Fuel Consumption Standby (75%)	l/hr	3.1
Fuel Consumption Standby (50%)	l/hr	2.2
Fuel Consumption Continuous	l/hr	N.A.

(Based on diesel fuel with a specific gravity of 0.86 and conforming to BS2869 classA2, EN590)

Cooling System

Cooling System Capacity	(l)	6
Heat Radiation to Room*: Prime	kW	5.4
Heat Radiation to Room*: Standby	kW	5.9
Radiator Fan Load	kW	0.2
External Restriction to Airflow	Pa	125

Lubrication System

Oil Filter Type		Replaceable elt.
Total Oil Capacity	(l)	6
Oil Pan Capacity:	(l)	4.5
Oil Type		SAE 15W40
Oil Cooling Method		Water

Exhaust System

Maximum Allowable Back Pressur	kPa	10.2
Exhaust Gas Flow: Prime	m ³ /min	2.7
Exhaust Gas Flow: Standby	m ³ /min	2.9
Exhaust Gas T°: Prime	°C	445
Exhaust Gas T°: Standby	°C	505

Alternator Operating Data

Overspeed	rpm	2250
Voltage Regulation: (Steady state)	%	±1
Total Harmonic content	%	<5
Short Circuit Capacity	%	>300
Reactance (Xd)	%	209
Reactance (X'd)	%	11.7
Reactance (X''d)	%	10.8

• Dimensions and weights are for guidance only. Certified drawings are available upon request. Specifications may change without notice.