

MP910EP

Output Rating

Voltage	Frequency		Standby	Prime
400 V	50 Hz	KVA	1000	910
		KW	800	728

Rating Definitions

Ratings are in accordance with ISO 8528, ISO 3046, BS 5514.

Prime Rating

Applicable for supplying continuous electrical power (no limitation to annual hours of operation), at variable load, in lieu of utility power network; 10% overload is permitted for 1 hour in every 12 hours.

Standby Rating

Applicable for supplying continuous electrical power, at variable load, in the event of a utility power failure; no overload is permitted on standby ratings.

Standard Reference Conditions

Standard reference conditions 25°C (77°F) Air Inlet Temp, 100m (328 ft) A.S.L. 30% relative humidity.

General Data

Engine Make	Perkins
Engine Model	4008TAG1A
Alternator Make	Stamford
Alternator Model	HCI634H
Control Unit	DSE 7x20
Engine Speed: RPM	1500
Fuel Tank Capacity (l)	N.A.
Fuel Consumption Standby (l/hr)	200.0
Fuel Consumption Prime (l/hr)	187.0
Fuel Consumption 75% (l/hr)	156.0
Fuel Consumption 50% (l/hr)	98.0

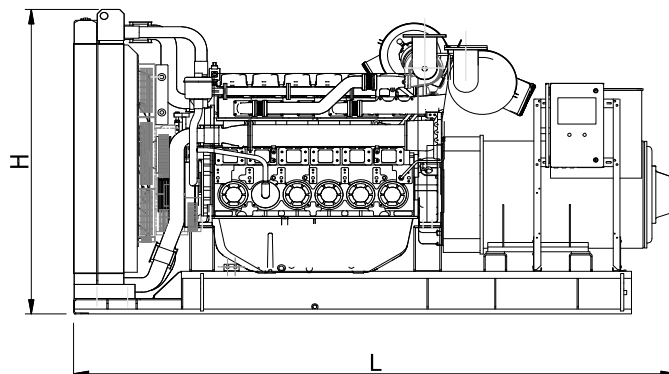
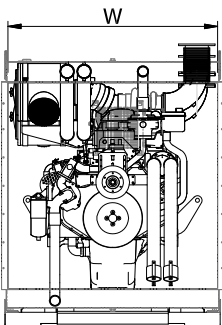
Optional Features and Customization

Optional Features and Customization include:


- Weather and sound proof enclosure
- Stand-alone control panel
- Synchronizing panel
- Load sharing
- Residential silencer
- CE certification
- LV Circuit Breaker

Dimensions and Weights

	Length (mm)	Width (mm)	Height (mm)	Weight (Kg)	
				Dry	Wet
Open Set	5000	1870	2370	7505	TBA
Canopied Set	6059	2438	2896	TBA	TBA



• Dimensions and weights are for guidance only. Certified drawings are available upon request. Specifications may change without notice.



MP910EP

Engine Data		
Engine Model		4008TAG1A
No. of Cylinders		8 vertical
Alignment		in-line
Cycle		4 stroke
Bore	mm (in)	160 (6.3)
Stroke	mm (in)	190 (7.5)
Induction		TC AA
Cooling Method		Water-cooled
Governing Type		Electronic
Governing Class		G2
Compression Ratio		13.6 : 1
Displacement	L (cu.in)	30.561 (1865)
Moment of Inertia	kg m ²	15.62
Voltage	VDC	24
Ground		Negative
Battery Charger Amps		40
Engine Weight Dry	Kg (lb)	3250
Engine Weight Wet	Kg (lb)	3428

Engine Performance Data		
Engine Speed	rpm	1500
Gross Engine Power Prime	kW (hp)	805 (1080)
Gross Engine Power Standby	kW (hp)	882 (1183)
BMEP Prime	kPa (psi)	2089 (303)
BMEP Standby	kPa (psi)	2293 (332.6)

Air System		
Combustion Air Flow Prime	m ³ /min	70
Combustion Air Flow Standby	m ³ /min	74
Max. Combustion Air Intake Restri	kPa	3.7

Alternator Physical Data		
No. of Bearings		1
Insulation Class		H
Winding Pitch		2/3
Winding Code		N.A.
Wires		12
Ingress Protection Rating		IP21
Excitation System		Self Excited
AVR Model		MX321
Radio Interference Suppression		EN61000-6

• Dimensions and weights are for guidance only. Certified drawings are available upon request. Specifications may change without notice.

Fuel System		
Recommended Fuel		Class A2 Diesel
Fuel Consumption Prime (110%)	l/hr	200.0
Fuel Consumption Prime (100%)	l/hr	187.0
Fuel Consumption Prime (75%)	l/hr	156.0
Fuel Consumption Prime (50%)	l/hr	98.0
Fuel Consumption Standby (110%)	l/hr	N.A.
Fuel Consumption Standby (100%)	l/hr	200.0
Fuel Consumption Standby (75%)	l/hr	145.6
Fuel Consumption Standby (50%)	l/hr	100.3
Fuel Consumption Continuous	l/hr	N.A.

(Based on diesel fuel with a specific gravity of 0.86 and conforming to BS2869 classA2, EN590)

Cooling System		
Cooling System Capacity	(l)	162
Heat Radiation to Room*: Prime	kW	109
Heat Radiation to Room*: Standby	kW	134
Radiator Fan Load	kW	23
External Restriction to Airflow	Pa	250

Lubrication System		
Oil Filter Type		Spin-on, Full flow
Total Oil Capacity	(l)	166
Oil Pan Capacity:	(l)	153
Oil Type		SAE 15W40
Oil Cooling Method		Water-cooled

Exhaust System		
Maximum Allowable Back Pressur	kPa	9.3
Exhaust Gas Flow: Prime	m ³ /min	183
Exhaust Gas Flow: Standby	m ³ /min	183
Exhaust Gas T°: Prime	°C	438
Exhaust Gas T°: Standby	°C	438

Alternator Operating Data		
Overspeed	rpm	1500
Voltage Regulation: (Steady state)	%	±1
Total Harmonic content	%	5
Short Circuit Capacity	%	300
Reactance (Xd)	%	270
Reactance (X'd)	%	23
Reactance (X''d)	%	16